

Aid to the
Church in Need

ACN UNITED KINGDOM



*Maisy Milk's
Rosary for Peace*

- Maisy calls on her friends
to pray for peace -
- Wk beginning 11th May -

Our Family pledge to say:

Decades of the
Rosary

"I think that if millions of children pray the Rosary,
the world will change."

-Padre Pio-



Maisy Milk's
Rosary for Peace

- Maisy calls on her friends to pray for peace -
- Wk beginning 11th May -


 **Aid to the Church in Need**

Daily Decade Activity 1

On Wednesday of this week we celebrate the feast day of Our Lady of Fatima, 13th May. Our Lady of Fatima is the patron of our charity and has a special place in our hearts.

You will learn more about her connection with the work of ACN at Wednesday's Daily Decade. In the meantime we thought it would be helpful to read the story of our Lady of Fatima and colour in the storyboard below.

ACN Maisy Milk Rosary for Peace



On May 13, 1917, Lucia dos Santos, a ten-year-old girl, and her cousins Francisco and Jacinta Marto (9 & 7) were herding sheep near their home in Fatima, Portugal. Lucia described seeing a woman 'brighter than the sun, shedding rays of light clearer and stronger than a crystal ball, filled with the most sparkling water and lit by burning sunlight'.



OUR LADY OF FATIMA



We then ran back to our village to tell everyone what we had seen.



It was Mary, the Mother of God, who had appeared to the children, but she didn't tell them who she was yet. She asked them to come back every month for 6 months on the thirteenth day of the month. Mary appeared again on the thirteenth day of each month, asking the children to pray and make sacrifices for sinners.



ACN



Maisy Milk's
Rosary for Peace


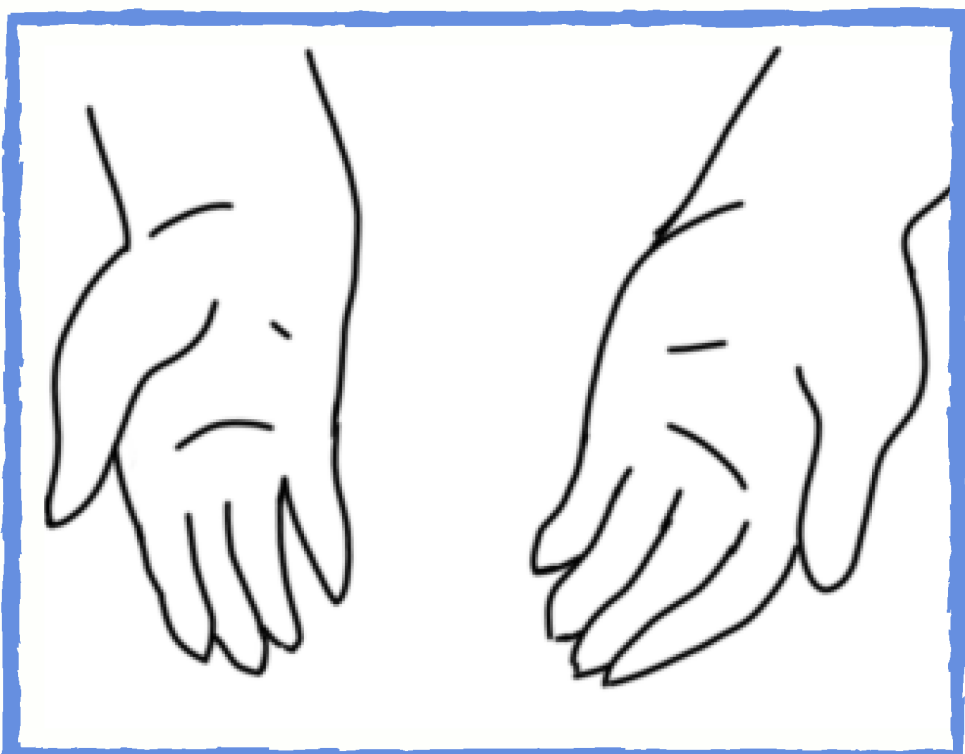
- Maisy calls on her friends to pray for peace -
- Wk beginning 11th May -

Daily Decade Activity 1


 **Aid to the Church in Need**

ACN Maisy Milk Rosary for Peace

OUR LADY OF FATIMA



The Virgin Mary promised a miracle for the last of her visits on October 13, 1917, so that everyone would believe. Crowds of 70,000 came to witness what became 'the Miracle of the Sun'. They all saw the sun 'dance'. While the people were looking at the sun, Lucia, Jacinta and Francisco saw images of the Holy Family along with other holy images of Mary. They said they saw Saint Joseph and Jesus bless the people.



Thank you for joining your prayers with children and families throughout the UK in offering a decade of the rosary for Peace in our world.



Copyright © 2020 Aid to the Church in Need. All Rights Reserved.
Aid to the Church in Need is a Pontifical Foundation of the Catholic Church and a registered charity in England and Wales (1097984) and in Scotland (SC040748)
Fatima Images: Copyright © 2020 Lena-Marie Kidd



Maisy Milk's
Rosary for Peace

- Maisy calls on her friends to pray for peace -
- Wk beginning 11th May -

 **Aid to the Church in Need**

Daily Decade Activity 2

The focus of our prayer today is for all the strong, powerful and brave Women & Mothers in our life.



**Check out this video
which celebrates the
Women of ACN!**



Activity

Here are three saints who were strong Women & Mothers.

1. St Anne (Mother of Mary)
2. St Marie-Azélie Guérin
3. St Monica

Today's activity is to pick one of these saints and ask an adult to help you research them. You could look them up online, or find their story in a saint's book.

Your mission is to find out about their lives.

You can use the facts you learn to make:

- A poster
- A play
- or write a fact file about them



Daily Decade Activity 3

The focus of our prayer today is Syria. For many years now, families in Syria have had their lives deeply damaged and changed by the effects of war and fighting.

Many families have had to leave their homes behind. Some people's homes have been damaged or even destroyed. Aid to the Church in need have helped thousands of people who have been affected by what has happened.


Darin, is a Mum of five girls, and said: "We have received a lot of help from our neighbours and relatives but, without the financial support of the Church, I don't know what would have become of me and my daughters."

Many families have had to move into temporary accommodation. Although this means that they have somewhere safe to stay, it is not quite the same as being in their own home.



But, we're sure that you all know that it is not just the building that makes up a home, there are many other things too! Things like love, friendship, laughter, kindness, special memories, praying together, sentimental items and even just being together with people you love.

- Get together with the other people in your family/who live with you. Use a large piece of paper to draw the outline of a house.
- Think about all the things that make your house amazing ...but here is the catch...not physical items like a TV or a games console. Think about what makes your home feel special, what you enjoy doing together as a family, or what some of the special memories you have together are. You can get some inspiration from the examples above!
- Write or draw these things in or around your house drawing. Once you have done this, you can decorate and colour in your house.
- After your house has been completed, take a couple of minutes to say a prayer for the families in Syria who have lost their homes. You could take some time to write something out, or just pray a short prayer out loud.





Daily Decade Activity 4



The focus of our prayer today is for Peace in our world and in particular our own family.

Activity. Create your own Peace Jar

1. Find an empty jam jar or other container for this activity. Set aside.
2. Take a piece of paper and draw a simple symbol of peace. This could be a heart, a dove or something else which comes to your mind when you think of the word peace. For examples, see below or you might want to do an internet search for "How to draw a dove". Your drawing needs to be quite small (approx. 4cm x 4cm square).
3. Cut out your peace symbol.
4. Now you have cut out your symbol of peace, fold a piece of paper over several times, so that you can draw around your first image as a template.



5. Now you can cut around the second drawing so you have lots of small symbols of peace (ideally at least about 10, depending on how many people you live with).
6. Next, make sure your jam jar is clean. Make a sign for your jam jar with your name and the words "Peace Be with You." Use a sticky label for this, or a piece of paper and sticky tape if you do not have a label.
7. Give out the peace symbols to the other people in your house (you can share them out equally).
8. The rest of your family will give you back a peace symbol every time you bring peace to a situation, act in a peaceful way or resist acting in a non-peaceful manner.
9. When you get one back, you can decorate it and colour it, or you could ask the person who gave it back to you to sign their name on it.



10. Accumulate as many as you can over the next week or month.
11. At the end of the allocated time spend some time discussing the activity with your family. Decide ways your household can be more peaceful in the future. Remember to keep praying for peace.
12. At this point, you may want to take a piece of string and attach your peace symbols to it and place it somewhere visible, like on your window.



ACN



 **Aid to the Church in Need**



- Maisy calls on her friends to pray for peace -
- Wk beginning 11th May -

 **Aid to the Church in Need**

Daily Decade Activity 5

May is the month when Catholics traditionally honour the Virgin Mary as the Mother of Jesus. The practice dates back at least 700 years and is still observed around the world today.

Activity. Make a May Crown for Our Lady.

This May why not get creative with your family and make a crown for Mary with these beautiful hand-made wreaths.



Materials List:

- One pipe cleaner per person (any colour, it will not show)
- Tissue paper in various colours
- Scissors



In your home set up a May Altar to honour Mary. During your Daily Decade of the Rosary, a different family member can crown Mary with their hand-made crown. As crowns are removed you could link them together to form a garland to hang above your Altar.





*Maisy Milk's
Rosary for Peace*


- Maisy calls on her friends to pray for peace -
- Wk beginning 11th May -



Aid to the Church in Need

Daily Decade Activity 5

You and your family could organise a little May procession through your house or garden during the week beginning 11th May (perhaps on the Feast of Our Lady of Fatima - 13th May).



Instructions:

1. Select the coloured tissue paper you would like to use to create your crown. Use scissors to cut tissue paper into two - inch squares.
2. Use the pipe cleaner to pierce a hole in the centre of the tissue square and slide it onto the pipe cleaner.
3. Crumple the tissue paper with your hands in order to make it look like a flower.
4. Continue to add a further 3 or 4 squares of the same colour, each time crumpling the square.
5. Select a new colour of tissue paper and follow steps 2 - 4.
6. Continue to add colours until the pipe cleaner is covered except for the two ends.
7. Twist the two ends together and the wrap them around each other to create a smooth circle.
8. Spread the flowers out in order to cover the exposed pipe cleaner.
9. Your flower wreath is now ready to crown Mary.



You could recite the Maisy Milk Rosary for Peace, sing a hymn to Mary and perhaps finish with the Children's act of Consecration to Our Lady. Family members could finally crown your statue of Mary with their hand-made wreath.



A C N

Thank you for supporting our
Maisy Milk Rosary for Peace Initiative!

Don't forget to get your parents & carers to share you
activities, tag us on twitter and facebook!

Tag us in your activities:



@ACNUK_NW
@ACN_Scotland
@ACN_Schools

